

Pretrial Detention Exploration: Felony A,B, and C Cases

Matt Hono, IMRP



Agenda

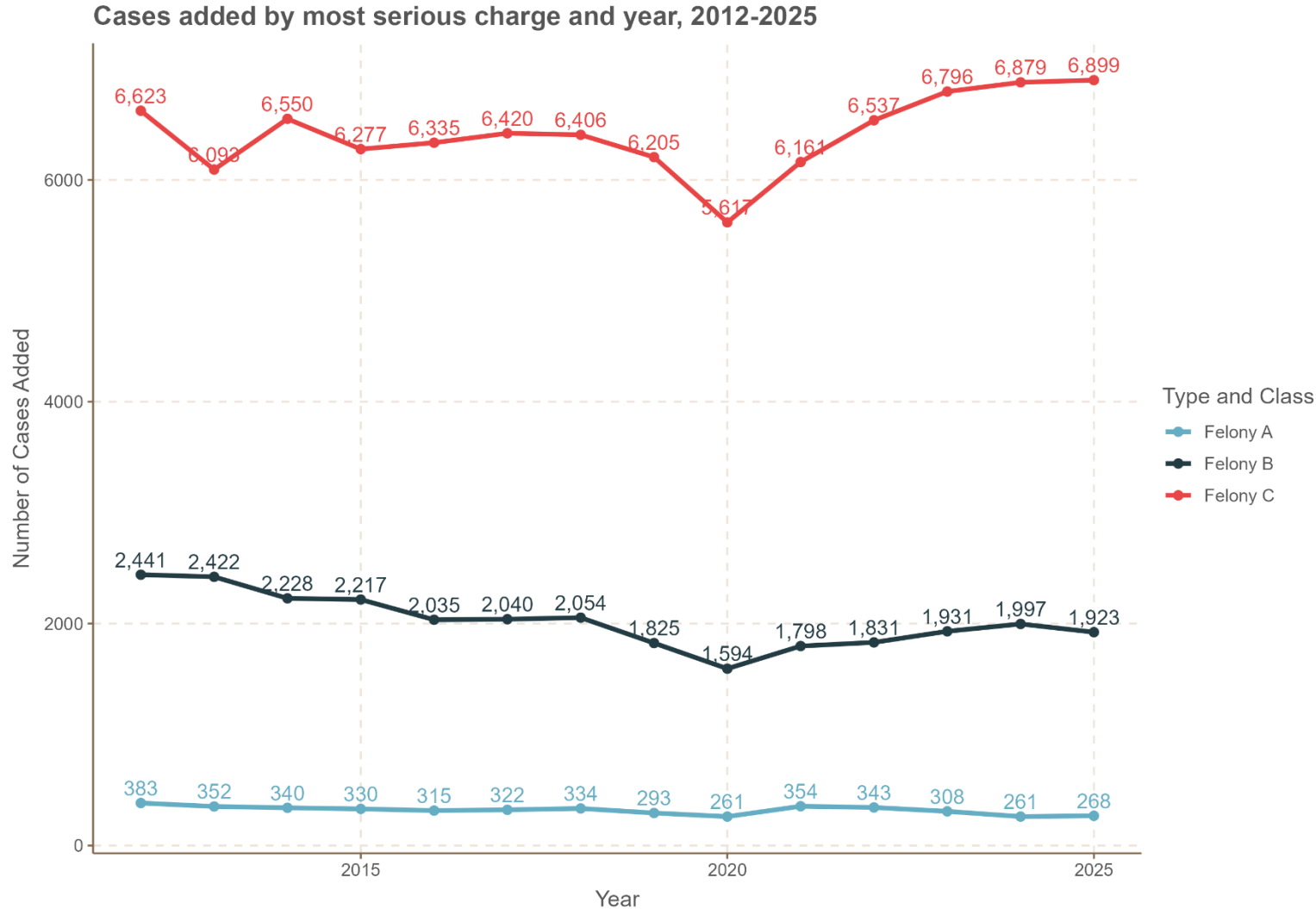
- Recap of Felony A, B, and C cases trends
- Overall quarterly unsentenced DOC admissions trends
- Percent of currently pending cases where the defendant involved is in the community
- Bond types **set** on cases where the highest charge is a felony C, felony B, or felony A
- Bond types **posted** on cases where the highest charge is a felony C, felony B, or felony A
- Most common charges among those detained and released among those facing the highest charge of a class A,B, or C felony.

Definitions

- Cases added
 - The number of cases (docket numbers) started in a given year or time period
- Cases pending
 - Cases that as of March 10, 2026 have not yet been disposed of
- Felony A,B, and C cases
 - Cases where the highest charge is either a Felony A, a Felony B, or a Felony C
- Felony C cases
 - Cases where the highest charge is a Felony C

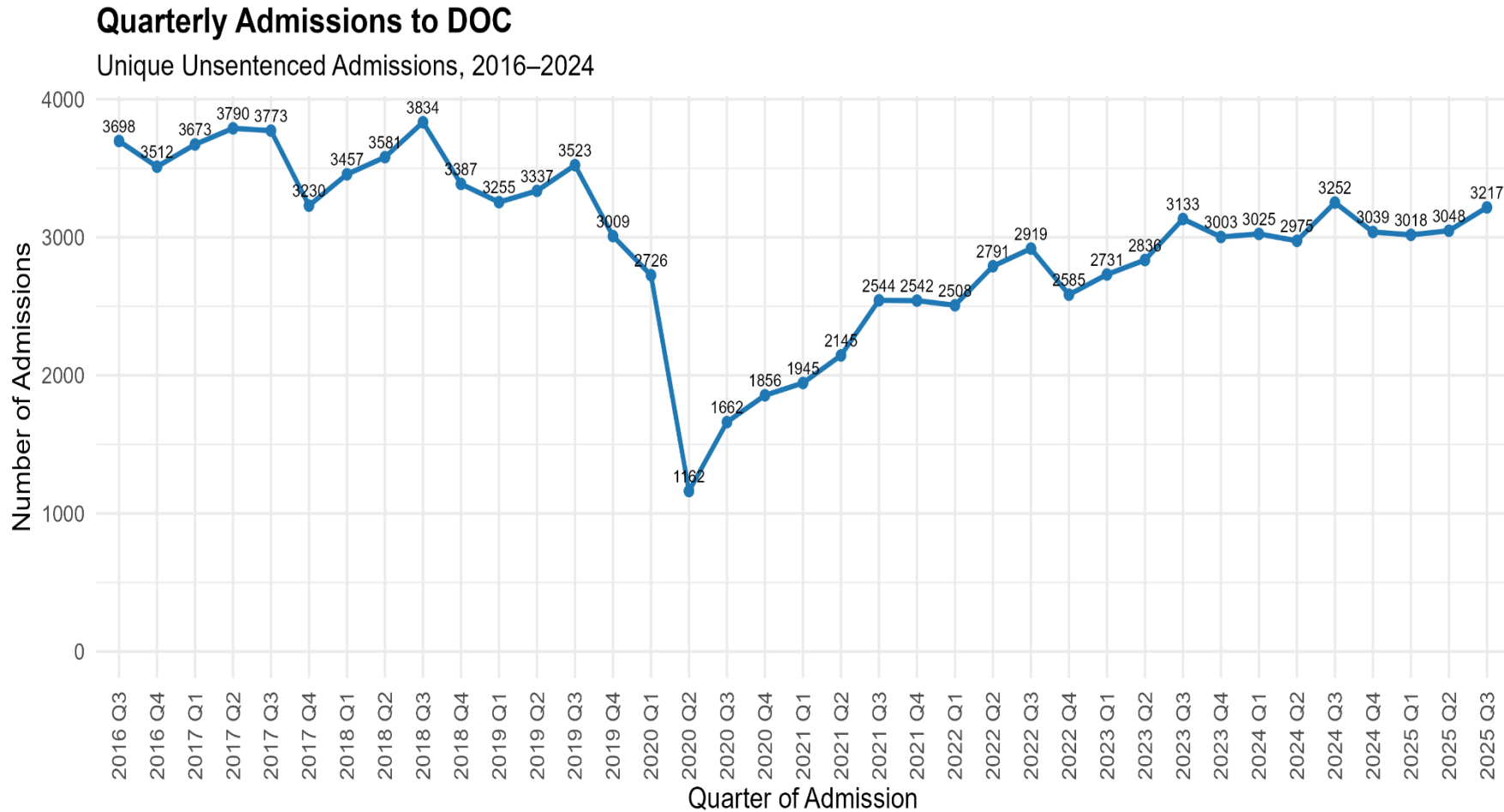
Note: Data provided by Judicial Branch's Performance Management, Quality Assurance and Statistics Unit

Recap: Felony A, B, and C Cases Added Each Year



- The number of Class A and Class B felony cases added each year have decreased, while Class C felony filings have remained relatively flat.
- In total, there were 9,447 Class C felony or higher cases added in 2012, compared to 9,090 in 2025, a decrease of 3.78%.
- Percent changes from 2012:
 - 4.17% increase in the number of Felony C cases added
 - 21.22% decrease in the number of Felony B cases added
 - 30.02% decrease in Felony A cases added
- Potential explanation for steady pretrial population?
- Did re-classification of offenses impact these trends?

Quarterly DOC Pretrial Admissions



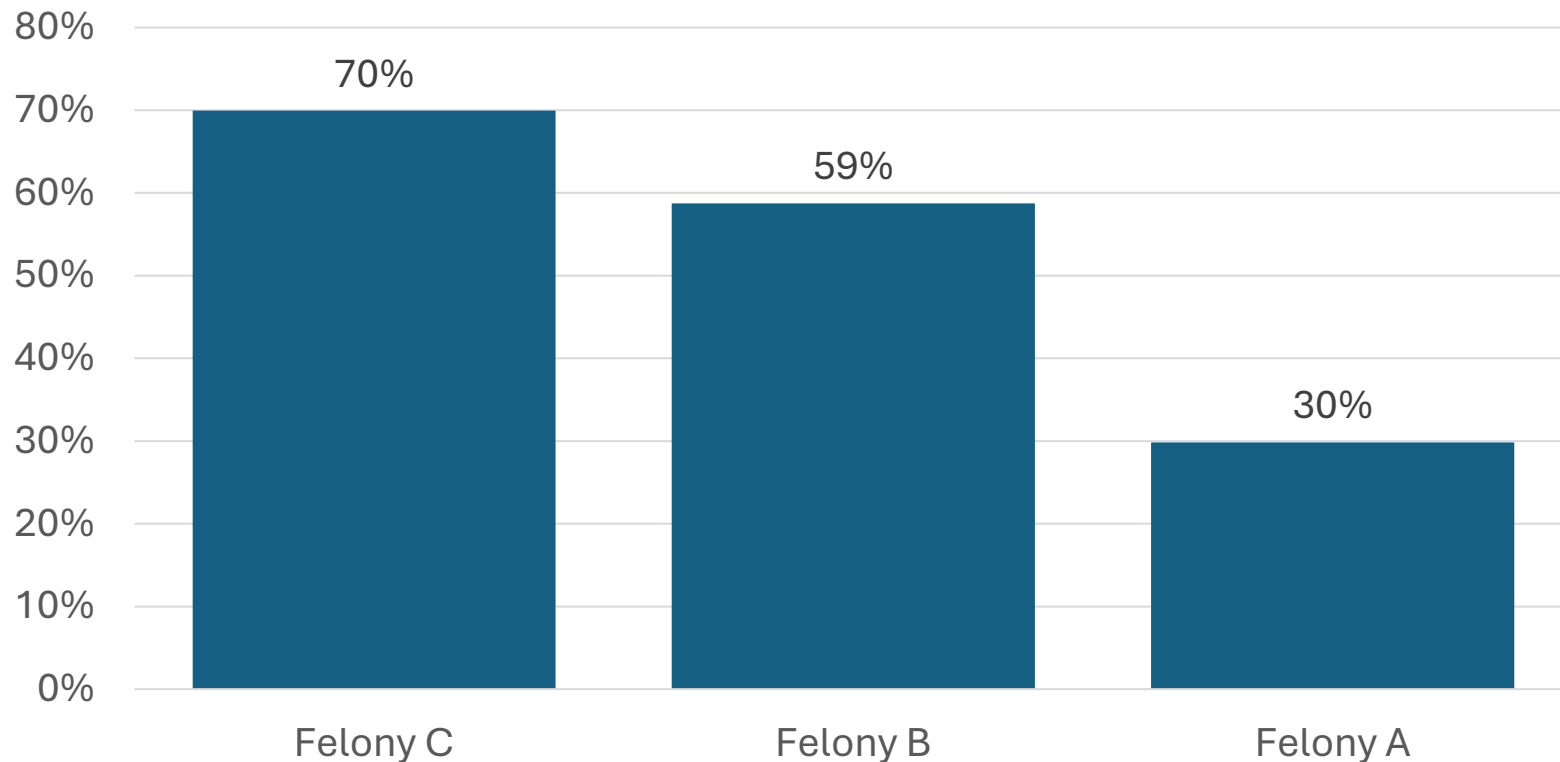
- The number of unsentenced DOC admissions are below pre-pandemic levels
- ~3,500-3,800 admissions a quarter pre-pandemic
- ~3,000-3,200 admissions post pandemic
- Does this suggest that those detained are staying for longer?

Source: data.ct.gov
Note: Inmates under detainees excluded.

Among **currently pending** cases where the highest charge is a **Felony C** or higher, how many involve defendants who are **released pretrial and are in the community**?

Percent of Pending Cases Where the Defendant is In the Community

By the case's highest charge type and class, March 10, 2026



- The majority of **currently pending cases where the highest charge is a felony C or felony B** involved defendants who are in the community.
- Only **30% of Felony A cases** involved a defendant in the community.
- Release rate tends to decrease the higher the case's top charge is.
- Note: This data reports currently pending charges not people.

What are the most bond types on currently pending cases that involve an incarcerated defendant?

Incarcerated	Case Counts not Individual Defendants			
	Felony C	Felony B	Felony A	Total Cases
Set, 7% Cash Option	0	1	1	2
Detained Without Bond	6	9	1	16
Set Cash, Surety or 7% Cash	598	175	8	781
Cash or Surety	635	721	345	1,701
Gun Variable Cash Only	158	154	51	363
Gun Variable Cash Plus	9	11	8	28
Cash, Surety or 10%Cash	30	12	2	44
Grand Total	1,436	1,083	416	2,935

- Most currently pending Felony A, B, and C cases where the defendant is incarcerated involve bonds that are ineligible for the automatic 7% cash option (cases with bond amounts over \$50,000?)
- Most of these cases have cash or surety bonds set
- 12% to 15% of felony A,B, C cases where the defendant is incarcerated involve a Gun Variable Cash Only Bond
- Have these gun variable bonds increased pretrial detention?

What are the most bond types on currently pending cases that involve a defendant in the community?

Not Incarcerated Bond Type Posted	Case Counts not Individual Defendants			
	Felony C	Felony B	Felony A	Total Cases
Automatic Termination	40	8	0	48
Posted 7% Cash	787	206	6	999
Cash Bond	6	7	0	13
Gun Variable Cash Only	9	4	2	15
Multiple Bond Types	87	28	6	121
Non-Surety Bond	351	112	6	469
Promise to Appear	580	238	19	837
Professional Surety 10% Bond	1,431	911	137	2,479
Other	51	27	0	78
	2	1	1	4
Grand Total	3,344	1,542	177	5,063

- 49% of currently pending Felony A, B, and C cases that involve a defendant in the community posted a bond using a professional surety.
- ~20% of these cases posted using the 7% option
- ~26% of these cases were issued either a promise to appear or non-surety bond
 - Lesser percent for felony B and A but still some
- The most common release mechanism for defendants facing these cases is paying some amount of money to secure release

Most common **felony C charges** among **currently pending felony C cases** by whether the defendant is **detained vs. released**

Felony C charges -Incarcerated at CT DOC

Statute	Statute Description	Felony C Charges	Percent of all Charges
53-21	RISK OF INJURY TO CHILD	421	16.46%
53a-217	CRIM POSS FRARM/AMM/DFNS WEAPN	416	16.27%
53a-167c	ASSLT PB SFTY/EMT/TRANST/HLTH	369	14.43%
53a-217c	CRIM POSSESS PISTOL/REVOLVER	183	7.16%
53a-212	STEALING FIREARM	124	4.85%
53a-123	LARCENY 2ND DEG	107	4.18%
53-21(a)(1)	RISK OF INJURY TO CHILD	92	3.60%
53a-138	FORGERY 1ST DEG	85	3.32%
53a-135	ROBBERY 2ND DEG	75	2.93%
29-33*	IL TRANSFR/PURCH PISTL/REVOLVR	70	2.74%
29-36	ILL ALTERATION FIREARM IDENTS	63	2.46%
53a-223(c)(1)	VI PROT ORD-IMP RESTR/LIB PRSN	55	2.15%
53a-223(c)(2)	VI PROT ORD-THRET/HARAS/ASSALT	51	1.99%

Felony C charges - Not Incarcerated at CT DOC

Statute	Statute Description	Felony C Charges	Percent of All Charges
53-21	RISK OF INJURY TO CHILD	1909	37.37%
53a-167c	ASSLT PB SFTY/EMT/TRANST/HLTH	591	11.57%
53a-217	CRIM POSS FRARM/AMM/DFNS WEAPN	439	8.59%
53-21(a)(1)	RISK OF INJURY TO CHILD	310	6.07%
53a-123	LARCENY 2ND DEG	281	5.50%
53a-138	FORGERY 1ST DEG	202	3.95%
53a-129c	IDENTITY THEFT - 2ND DEGREE	126	2.47%
53a-217c	CRIM POSSESS PISTOL/REVOLVER	124	2.43%
53a-212	STEALING FIREARM	102	2.00%
53a-223(c)(2)	VI PROT ORD-THRET/HARAS/ASSALT	87	1.70%
53a-102	BURGLARY 2ND DEG	77	1.51%
53a-223(c)(1)	VI PROT ORD-IMP RESTR/LIB PRSN	73	1.43%
53a-71	SEXUAL ASSAULT 2ND DEG	68	1.33%

Note: A person and a case might have multiple charges. Percentages will not add up to 100%. These are the top 13 charges, not all charges

Most common **felony charges B** among **felony B cases** by whether the defendant is **detained vs. released**

Felony B charges - Incarcerated at CT DOC

Statute	Statute Description	Felony B Charges	Percent of All Charges
53a-134	ROBBERY 1ST DEG	254	14%
53a-59	ASSAULT 1ST DEG	248	14%
53a-122	LARCENY 1ST DEG	172	10%
53-21(a)(2)*	ILL SEXUAL CONTACT-VCTM<AGE 16	156	9%
53a-70	SEXUAL ASSAULT 1ST DEG	136	8%
53a-59(a)(1)	ASSAULT 1ST DEG-SER PHYS INJRY	80	5%
53a-101	BURGLARY 1ST DEG	72	4%
53a-134(a)(4)	ROBBERY 1ST DEG-FIREARM THREAT	56	3%
53a-134(a)(2)	ROBBERY 1ST DEG-DEADLY WEAPON	51	3%
53a-54a	MURDER	46	3%
53a-174a	WEAPON-CORRECTIONS INSTITUTION	44	2%
53a-59(a)(5)	ASSAULT 1ST-DISCHARGE FIREARM	36	2%
53-21(a)(2)**	ILL SEXUAL CONTACT-VCTM<AGE 13	30	2%

Felony B charges - Not Incarcerated at CT DOC

Statute	Statute Description	Felony B Charges	Percent of all Charges
53a-122	LARCENY 1ST DEG	465	21%
53-21(a)(2)*	ILL SEXUAL CONTACT-VCTM<AGE 16	290	13%
53a-59	ASSAULT 1ST DEG	166	7%
53a-70	SEXUAL ASSAULT 1ST DEG	134	6%
53a-129b	IDENTITY THEFT-1ST DEGREE	129	6%
53a-101	BURGLARY 1ST DEG	93	4%
53a-71(a)(1)	SEX 2-VCTM13-15Y,ACTR>3Y OLDER	69	3%
53a-134	ROBBERY 1ST DEG	66	3%
14-224(b)(1)	EVADE RESP-SERIOUS PHYS INJURY	64	3%
53a-122(a)(3)	LARC 1ST-DEFRAUD PUB COM>\$2000	64	3%
53-21(a)(2)**	ILL SEXUAL CONTACT-VCTM<AGE 13	58	3%
53a-70(a)(1)	SEX 1-USE OR THREAT OF FORCE	44	2%
53a-196d*	ILL POSSESS CHILD PORN 1ST DEG	39	2%

Note: Percentages will not add up to 100%. These are the top 13 charges, not all charges

Most common **felony charges A** among **felony A cases** by whether the defendant is **detained vs. released**

Felony A charges - Incarcerated at CT DOC

Statute	Statute Description	Felony A Charges	Percent of all charges
53a-54a	MURDER	202	36.20%
53a-70(a)(2)	SEX 1-VCTM<13YR ACTOR>2Y OLDER	88	15.77%
53a-100aa	HOME INVASION	53	9.50%
53a-54c	MURDER-COMMISSION OF FELONY	46	8.24%
53a-92	KIDNAP 1ST DEG	27	4.84%
53a-92a	KIDNAP 1ST DEG-FIREARM	18	3.23%
53a-111(a)(1)	ARSON 1ST-OCCUPIED BUILDING	16	2.87%
53a-196a	EMPLOY MINOR-OBSCENE PRFORMNCE	16	2.87%
53a-192a	TRAFFICKING IN PERSONS	15	2.69%
53a-70c	AGGRAVTD SEX ASSLT-VCTM < 13YR	14	2.51%
53a-92(a)(2)(A)	KIDNAP 1ST DEG-INJRY/SEX ABUSE	13	2.33%
53a-100aa(a)(1)	HOME INVASION-FELONY WHIL HOME	12	2.15%
53a-100aa(a)(2)	HOME INVASION-DANG WPN/EXPLSIV	7	1.25%

Felony A charges - Not Incarcerated at CT DOC

Statute	Statute Description	Felony A Charges	Percent of all Charges
53a-70(a)(2)	SEX 1-VCTM<13YR ACTOR>2Y OLDER	106	45.11%
53a-100aa	HOME INVASION	43	18.30%
53a-92	KIDNAP 1ST DEG	18	7.66%
53a-54a	MURDER	12	5.11%
53a-70c	AGGRAVTD SEX ASSLT-VCTM < 13YR	9	3.83%
53a-111(a)(1)	ARSON 1ST-OCCUPIED BUILDING	6	2.55%
53a-70(a)(1)<10	SEX 1-VCTM < 10YRS OLD FORCED	6	2.55%
53a-111	ARSON 1ST DEG	5	2.13%
53a-196a	EMPLOY MINOR-OBSCENE PRFORMNCE	5	2.13%
53a-70(a)(2)<13	SEX 1-VCTM<13YR ACTOR>2Y OLDER	5	2.13%
53a-100aa(a)(2)	HOME INVASION-DANG WPN/EXPLSIV	3	1.28%
53a-192a	TRAFFICKING IN PERSONS	3	1.28%
53a-111(a)(4)	ARSON 1ST-PEACE OFF/FIRE INJRY	2	0.85%

Summary

- The total number of felony A, B, and C cases added in a given year has remained relatively flat. This stability is mostly driven by increases in the number of Felony C cases added each year.
- Unsentenced admissions to DOC have decreased since pre-pandemic
- Most the common bond type set among felony A, B, and C cases that involve individuals incarcerated is “Cash, Surety or 7% Cash”
 - Gun Variable Cash Only Bonds make up a sizable portion
- Most the release mechanism among felony A, B, and C cases that involve individuals in the community is professional surety.
 - 7%, PTA, and non-surety make up a sizable portion of releases in these categories
- Risk of injury to a child is the most common charge in felony C cases, regardless of detained or released
- Robbery 1st is the most common felony B charge among those detained while larceny 1st is most common felony B charge among those detained.
- SEX 1-VCTM<13YR ACTOR>2Y OLDER is most common felony A charge in felony A cases that involve a defendant in the community
 - Murder is the most common felony A charge in felony A cases that involve a defendant who is detained.